


## Scotchlok<sup>®</sup> G (Gray) Insulated Electrical Spring Connector



### Application:

Use a G Scotchlok<sup>®</sup> connector to electrically connect two or more conductor ends in a pigtail application and insulate the connection, or insulate a single conductor end.

### Wire:

#### AWG Range

COPPER conductors only,  
No. 14 thru No. 8 sol. or str.

#### METRIC Range

COPPER conductors only, 2,5mm<sup>2</sup> thru 8,0mm<sup>2</sup> ridged  
(solid or stranded ) and flexible.

( see wire matrix for specific wire combinations )

### Construction:

Spring	-Spring steel, Corrosion resistant coating
Shell	-Steel, Corrosion resistant coating
Insulator	-Flame Retardant, Flexible Polyvinyl Chloride -Color - Gray

### Weight:

.0154 lb. (7.00 gm)

### Abbreviations:

UL: Underwriters Laboratories  
CSA: Canadian Standards Association  
AWG: American Wire Gauge  
CU: Copper  
sol.: solid, str.: stranded  
mm<sup>2</sup>: square millimeters, mm: millimeters  
°C: degrees Celsius, °F: degrees Fahrenheit  
gm: gram, lb.: pounds

### Engineering Specification:

Electrical Spring Connector ( 3M, part No. G Scotchlok ) capable of connecting two or more wires in a pigtail application, in the wire range of No. 14 thru No. 8 AWG solid or stranded copper conductors. The connector shall be constructed of an active (live) spring and a steel shell covered by a vinyl insulator. The spring shall have a corrosion resistant coating. The connector shall be UL Listed and CSA Certified as a pressure cable connector. The connector shall be voltage rated 600 volts maximum, building wire, 1000 volts maximum, signs, fixtures and luminaires. The connector shall have a maximum operating temperature of 105°C.

### Regulatory Agencies:

**UL Listed** as a Pressure Cable Connector  
Tested per UL Standard 486C  
UL File No. E23438

OPERATING TEMPERATURE: 105°C (221°F)

VOLTAGE RATING: 600 volts max. building wire;  
1000 volts max. signs and fixtures

FLAMMABILITY RATING: UL94 V-2

**CSA Certified** - CSA Standard C22.2 No. 0, 188-M1983  
CSA File No. LR15503

OPERATING TEMPERATURE: 105°C (221°F)

VOLTAGE RATING: 600 volts max. building wire  
1000 volts max. signs and luminaires.

FLAMMABILITY RATING: C22.2 No. 0.6 V-2

### FEDERAL SPECIFICATION W-S-610:

" Commercial Package only"  
Type Class Kind Style  
1 1 cu G

# G Scotchlok®

AWG Wire Combinations  
copper to copper conductors



All wire combinations are  
600 volts CSA Certified.



□ = 300 volts  
● = 600 volts

All wire combinations  
are 600 volt UL Listed  
when using insulation  
thickness such as TW  
and THHN.

UL Listed single wire terminations:  
No. 2, 4, 6, and 8 AWG

14 STR	1	● ● ●						
	2	● ● ● □						
	3	● ● ● □ □						
	4	● □ □						
14 SOL	1	● ● ●	● ● ●					
	2	● ● ● □	● ● ● □					
	3	● ● ● □ □	● ● ● □ □					
	4	● □ □	● □ □					
12 STR	1	● ● ● ●	● ● ● ●	● ● ● ● □				
	2	● ● ● ● □	● ● ● ● □	● ● ● ● □ □				
	3	● ● ● □ □	● ● ● □ □	● ● ● □ □ □				
	4	● □ □	● □ □	● □ □ □				
	5	□	□	□				
12 SOL	1	● ● ● ●	● ● ● ●	● ● ● ● □	● ● ● ● □			
	2	● ● ● ● □	● ● ● ● □	● ● ● ● □ □	● ● ● ● □ □			
	3	● ● ● □ □	● ● ● □ □	● ● ● □ □ □	● ● ● □ □ □			
	4	● □ □	● □ □	● □ □ □	● □ □ □			
	5	□	□	□	□			
10 STR	1	● ● ● □	● ● ● □	● ● ● □	● ● ● □	● ●		
	2	● ● □ □	● ● □ □	● □ □	● □ □	● □	● ●	
10 SOL	1	● ● ● □	● ● ● □	● ● ● □	● ● ● □	● ●	● ●	
	2	● ● □ □	● ● □ □	● □ □	● □ □	● □	● □	
8 STR	1	● ● ● □	● ● ● □	● ● □ □	● ● □ □	● ●	● ●	●
	1 2 3 4	1 2 3 4	1 2 3 4 5	1 2 3 4 5	1 2	1 2	1	
	14 STR	14 SOL	12 STR	12 SOL	10 STR	10 SOL	8 STR	

## How to read this chart;

Example 1:

1 No. 12 sol. + 5 No. 12 sol. ( 6 )

Example 2:

1 No. 10 str. + 2 No. 10 str. ( 3 )

## Installation Instructions:

**Caution:** Turn power off before installing or removing connector. All electrical work should be done according to appropriate electrical codes.

1. Strip wire insulation 3/4 inch (19,0 mm) from the end of the wires to be connected.
2. Firmly grasp wires, making sure insulation ends are even and tightly bundled, (wires may be twisted or untwisted). Slip connector over wire tips.
3. Turn connector onto the wires in a clockwise direction until secure.
4. To remove, turn connector counter-clockwise.

# Metric Wire Combinations

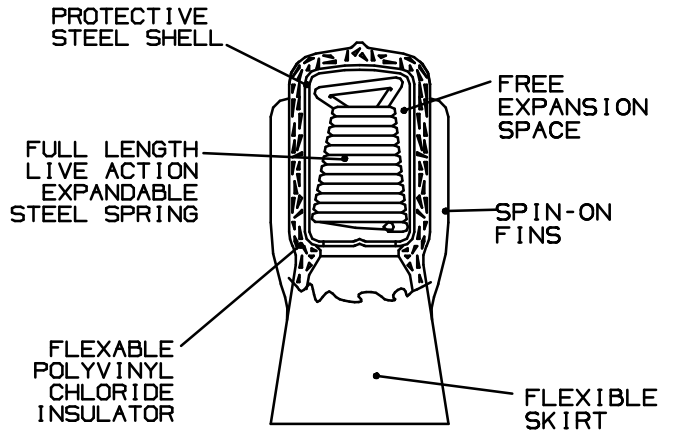
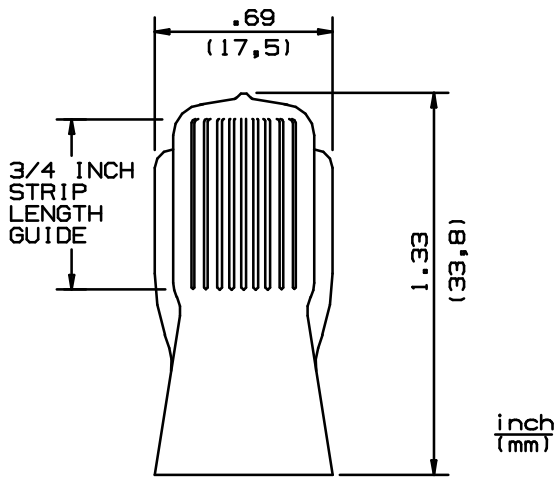
Copper conductors only

Cross Section Capacity  
 Minimum Maximum  
 8,0mm<sup>2</sup> 24,0mm<sup>2</sup>

Conductor Combinations		
Quantity	Size	Type
4-6	2,5mm <sup>2</sup>	sol/str
2-6	4,0mm <sup>2</sup>	sol/str
2-4	6,0mm <sup>2</sup>	sol/str
2	8,0mm <sup>2</sup>	sol/str

Only AWG combinations UL Listed or CSA Certified.

## G Scotchlok



**IMPORTANT NOTICE TO PURCHASER:**  
 All statements, technical information and recommendations related to the Seller's products are based on information believed to be reliable, but the accuracy or completeness thereof is not guaranteed. Before utilizing the product, the user should determine the suitability of the product for its intended use. The user assumes all risks and liability whatsoever in connection with such use.

All statements or recommendations of the seller which are not contained in the Seller's current publications shall have no force or effect unless contained in an agreement signed by an authorized officer of the Seller. The statements contained herein are made in lieu of all warranties expressed or implied, including but not limited to the implied warranties of merchantability and fitness for a particular purpose which warranties are hereby expressly disclaimed.

**SELLER SHALL NOT BE LIABLE TO THE USER OR ANY OTHER PERSON UNDER ANY LEGAL THEORY, INCLUDING BUT NOT LIMITED TO NEGLIGENCE OR STRICT LIABILITY, FOR ANY INJURY OR FOR ANY DIRECT OR CONSEQUENTIAL DAMAGES SUSTAINED OR INCURRED BY REASON OF THE USE OF ANY OF THE SELLER'S PRODUCTS.**